

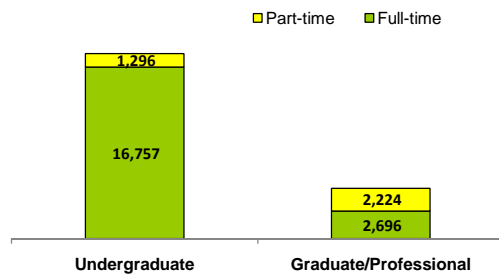


The University of Nebraska – Lincoln, chartered in 1869, is an educational institution of international stature. A member of the Association of American Universities, Nebraska is recognized by the Carnegie Foundation as a Doctoral/Research Extensive university.

## Student Characteristics (Fall 2007) [More](#)

**TOTAL NUMBER OF STUDENTS** 22,973

### Student Level and Enrollment Status



## UNDERGRADUATE PROFILE

**Total** 18,053

### Gender

Women	8,319	46%
Men	9,734	54%

### Race/Ethnicity

African American / Black	436	2%
American Indian / Alaskan Native	128	1%
Asian / Pacific Islander	481	3%
Hispanic	592	3%
International	499	3%
White	14,982	83%
Race/Ethnicity Unknown	935	5%

### Geographic Distribution (Degree-Seeking)

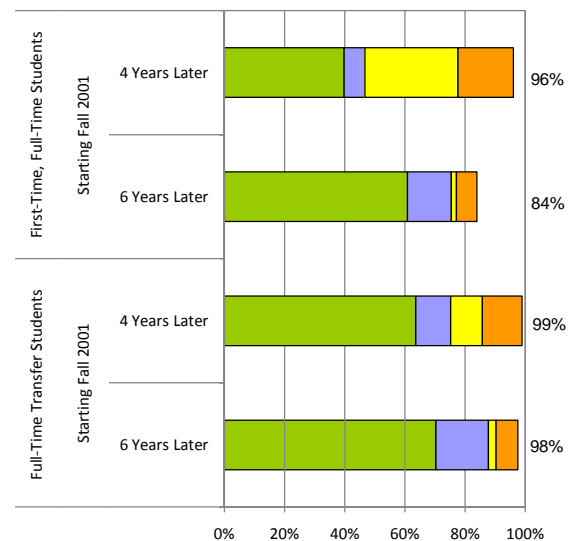
Nebraska	81%
Other US States & Territories	16%
Other Countries	3%

### Age (Degree-Seeking)

Average Age	21
Percent of Undergraduates Age 25 or Older	7%

## Undergraduate Success and Progress Rate [More](#)

■ Graduated from UNL
 ■ Graduated from other Institution  
■ Still Enrolled at UNL
 ■ Still Enrolled at other Institution




**A 96% four-year success and progress rate means that 96% of students starting in Fall 2001 either graduated or are still enrolled at a higher education institution four years later.**

Counts for the Fall 2001 entering class shown in the graph above.

- 3,448 First-Time, Full-Time Students
- 903 Full-Time Transfer Students

[CLICK HERE](#) for Detailed Success & Progress Rate Tables

### Retention of Fall 2006 First-Time, Full-time Students

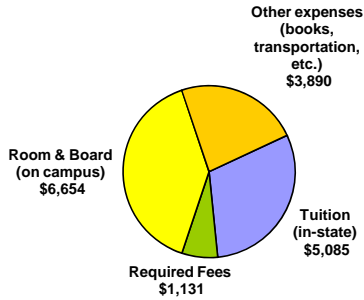


*One of the strengths of U.S. higher education is the broad range of diverse institutions, each with its own distinctive mission. We encourage you to check out college web sites and visit campuses to get a more complete picture of the opportunities available to you!*

**Costs of Attendance and Financial Aid**

[More](#)

**Typical Undergraduate Costs per Year Without Financial Aid for Full-Time, In-State Students (2007-08)**



**Total: \$16,760**

[CLICK HERE](#) for typical out-of-state costs and any discipline-specific tuition

The cost to attend varies based on the individual circumstances of students and may be reduced through grants and scholarships.

[CLICK HERE](#)  
To get a cost estimate for students like you!

**Financial Aid Awarded to Undergraduates (FY2007)**

**Overall Financial Aid**

• 47% of FY2007 full-time undergraduates received financial aid of some type including need-based loans, work study, and non need-based scholarships.

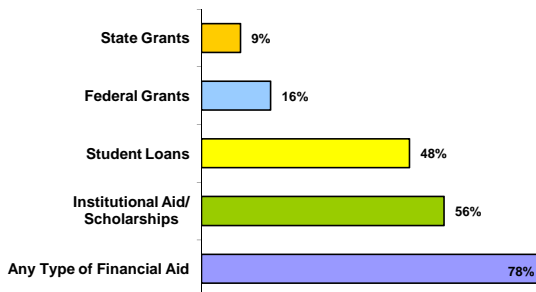
**Annual Need-Based Scholarships & Grants**

• 33% of FY2007 full-time undergraduates received need-based grants or scholarships; the average award for the year was \$5,689.

**Annual Need-Based Loans**

• 34% of FY2007 full-time undergraduates received need-based work-study and/or loans (not including parent loans); the average loan for the year was \$4,216.

**Percent of 2006-07 First-Time Students Receiving Each Type of Financial Aid**

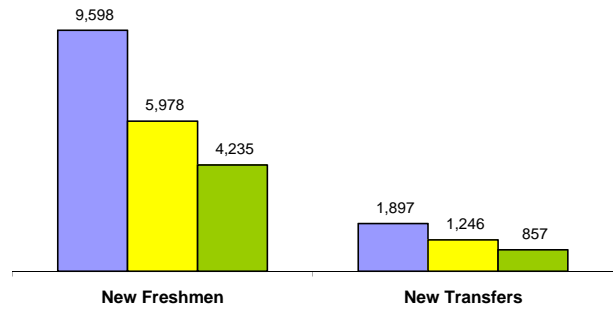


NOTE: Student may receive aid from more than one source.

**Undergraduate Admissions**

[More](#)

Applied Admitted Enrolled



**Academic Preparation of New Freshman**

**Test(s) Required for Admission: ACT or SAT**

**Middle 50% of Test Score Range**

	ACT	SAT
Composite	22-28	
Math	21-28	530-670
English	21-28	
Critical Reading		500-650

50% of admitted students have test scores within the ranges listed, 25% have scores above, and 25% have scores below.

Percent in top 25% of High School Graduating Class	53%
Percent in top 50% of High School Graduating Class	83%
Average High School GPA (4-point scale)	-

**Degrees and Areas of Study**

[More](#)

**Degrees Awarded at UNL in 2006-07**

Associate's	8
Bachelor's	3,217
Master's	764
Doctoral	270
Professional (e.g., Law, Medicine)	166
<b>Total</b>	<b>4,425</b>

**Areas of Study with the Largest Number of Undergraduate Degrees Awarded in 2006-07**

Business	22%
Education	14%
Engineering	11%
Agriculture	8%
Communications, Biological / Life Sciences, Psychology	5%
All other degree areas	40%
<b>Total</b>	<b>100%</b>

[CLICK HERE](#) for a list of undergraduate and graduate programs

**The Huskers Community**

The University of Nebraska-Lincoln is a comprehensive research university with an extraordinary interest in undergraduate learning and teaching excellence. That means you'll take classes from faculty who create new knowledge. Undergraduates at UNL can participate in real-world research and creative activities on topics of their choice with faculty. And UNL faculty are excellent teachers committed to student success. That's the power of red in action.

Some 23,000 students are enrolled in UNL's nine colleges: Agricultural Sciences and Natural Resources, Architecture, Arts and Sciences, Business Administration, Education and Human Sciences, Engineering, Hixson-Lied Fine and Performing Arts, Journalism and Mass Communications, and Law.

UNL offers 377 programs of study and more than 150 majors leading to 242 different bachelor's degrees. UNL also offers 41 doctoral programs; 86 masters programs, three professional programs and educational specialist degrees.

UNL's City Campus is adjacent to Lincoln's downtown business district; its East Campus lies two miles northeast of City Campus. UNL's Institute of Agriculture and Natural Resources, from its headquarters on East Campus, extends the university's services to all Nebraskans through its statewide research and extension programs.



**Study at UNL** [More](#)

**Classroom Environment**

Students per Faculty	19 to 1
Undergraduate classes with fewer than 30 students	64%
Undergraduate classes with fewer than 50 students	86%

**Full-Time Instructional Faculty**

Total Faculty	1,068
% Women	28%
% from Minority Groups	16%
% with Highest Degree in Field	97%

**Carnegie Classification of Institutional Characteristics**

**Basic Type**

Research Universities (high research activity)

**Size and Setting**

Large four-year, primarily nonresidential

**Enrollment Profile**

High undergraduate

**Undergraduate Profile**

Full-time four-year, more selective, higher transfer-in

**Undergraduate Instructional Program**

Professions plus arts & sciences, high graduate coexistence

**Graduate Instructional Program**

Comprehensive doctoral with medical/veterinary

NOTE: Institutional classifications based on the Carnegie 2005 edition.

[CLICK HERE](#) for more information on Carnegie Classifications.

**Student Housing** [More](#)

90% of new freshmen live on campus

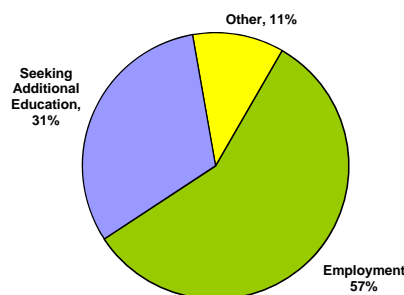
41% of all undergraduates live on campus

**Campus Safety** [More](#)

The University of Nebraska-Lincoln is a safe campus in a safe city. University Police are well-trained, commissioned, professional police officers capable of handling all types of activities - from the routine to the emergency. UNL helps ensure campus safety by using freestanding "emergency call stations" with direct connect to 911 throughout campus and a network of security cameras that monitor parking facilities, housing units and primary pedestrian areas. The UNL Alert system allows students and others to sign up to be notified by text message, e-mail or telephone in the event of any emergency, and an Emergency Preparedness Web site, along with educational outreach, helps students, faculty and staff plan for and protect themselves for emergencies. A new Threat Assessment Partnership gives a coordinated approach to assessing and mitigating personal threats.

[CLICK HERE](#) for Campus Crime Statistics report.

**Future Plans of Bachelor's Degree Recipients** [More](#)



[CLICK HERE](#) for information on survey administration, sample, and response rate.

## Student Experiences and Perceptions

Students who are actively involved in their own learning and development are more likely to be successful in college. Colleges and universities offer students a wide variety of opportunities both inside and outside the classroom to become engaged with new ideas, people, and experiences. Institutions measure the effectiveness of these opportunities in a variety of ways to better understand what types of activities and programs students find the most helpful.

[CLICK HERE](#) for examples of how UNL evaluates the experiences of its students.

In addition, institutions participating in the VSA program measure student involvement on campus using one of four national surveys. Results from the one survey are reported for a common set of questions selected as part of VSA. Following are the selected results from the 2006-07 National Survey of Student Engagement (NSSE). The questions have been grouped together in categories that are known to contribute to student learning and development. The results reported below are based on the responses of seniors who participated in the survey.

[CLICK HERE](#) for information on survey administration, the survey sample, and the response rate.

[CLICK HERE](#) for information on the NSSE survey.

### Group Learning Experiences

- 94% percent of seniors worked with classmates on assignments outside of class.
- 60% of seniors tutored or taught other students
- 24% of seniors spent at least 6 hours per week participating in co-curricular activities such as student organizations and intramural sports

### Active Learning Experiences

- 83% of seniors spent at least 6 hours per week preparing for class
- 27% of seniors worked on a research project with a faculty member
- 60% of seniors participated in an internship, practicum, or field experience
- 60% of seniors participated in community service or volunteer work
- 17% of seniors participated in study abroad
- 96% of seniors made at least one class presentation last year

### Institutional Commitment to Student Learning and Success

- 93% of seniors believe this institution provides support for student success
- 58% of seniors rated the quality of academic advising at this institution as good or excellent
- 51% of seniors reported that this institution provided help in coping with work, family and other non-academic responsibilities
- 91% of seniors reported working harder than they thought they could to meet an instructor's standards or expectations

### Student Satisfaction

- 75% of seniors would attend this institution if they started over again
- 79% of seniors rated their entire educational experience as good or excellent
- 79% of seniors reported that other students were friendly or supportive

### Student Interaction with Campus Faculty and Staff

- 49% of seniors believed that the campus staff were helpful, considerate, or flexible
- 72% of seniors believed that faculty are available, helpful, or sympathetic
- 95% of seniors reported that faculty members provided prompt feedback on their academic performance
- 66% of seniors discussed readings or ideas with faculty members outside of class

### Experiences with Diverse Groups of People and Ideas

- 60% of seniors reported that they often tried to understand someone else's point of view
- 83% of seniors reported their experience at this institution contributed to their understanding people of other racial and ethnic backgrounds
- 42% of seniors often had serious conversations with students of a different race or ethnicity

## Student Learning Outcomes

All colleges and universities use multiple approaches to measure student learning. Many of these are specific to particular disciplines, many are coordinated with accrediting agencies, and many are based on outcomes after students have graduated. In addition, those institutions participating in the VSA measure increases in critical thinking, analytic reasoning, and written communication using one of three tests.

### Student Learning Assessment at UNL

The University of Nebraska–Lincoln (UNL) is a major research institution that places extraordinary emphasis on undergraduate learning and teaching. Our investment in undergraduate education reflects a core value: Learning that prepares students for lifetime success and leadership. This institutional commitment is realized through a three-stage process of outcomes assessment occurring at the institutional, college and program level. These three stages are: 1) determining what the desired student learning outcomes are, 2) identifying the best measures for determining whether these outcomes have been realized, and 3) using the results of these measures to either confirm or improve instructional and curricular practice. The adoption of learning outcomes is seen as central to academic program quality and we have boldly adopted an outcomes-based approach to our new general education program, Achievement-Centered Education (ACE) In short, we fully understand that learning is the aim of all teaching and that identifying and verifying learning outcomes is an index of quality teaching. Our efforts to develop appropriate assessment programs will be and should be a continuous work in progress. A more detailed discussion of UNL's approach to assessment of student learning outcomes from Higher Learning Commission Accreditation Self-Study (2006) can be found at the link below.

[CLICK HERE](#) for examples of student learning assessment and outcomes at UNL

### Pilot Project to Measure Core Learning Outcomes

As a pilot project, VSA participants measure critical thinking, analytic reasoning, and written communication using one of three tests. Such general skills are applicable and useful for both career and personal success and are important outcomes of college regardless of a student's major. The CLA measures critical thinking, analytic reasoning and written communication using two different tasks -- a performance task and an analytic writing task.

[CLICK HERE](#) for a description of the CLA test.

### Learning Gains between Freshman Year and Senior Year

#### PerformanceTask

The increase in learning on the performance task is at an institution with students of similar academic abilities.

#### Analytic Writing Task

The increase in learning on the performance task is at an institution with students of similar academic abilities.

#### Average Institutional Scores

Freshman Score

Senior Score

PerformanceTask

Analytic Writing Task

CLA Score Range: 400 to 1600